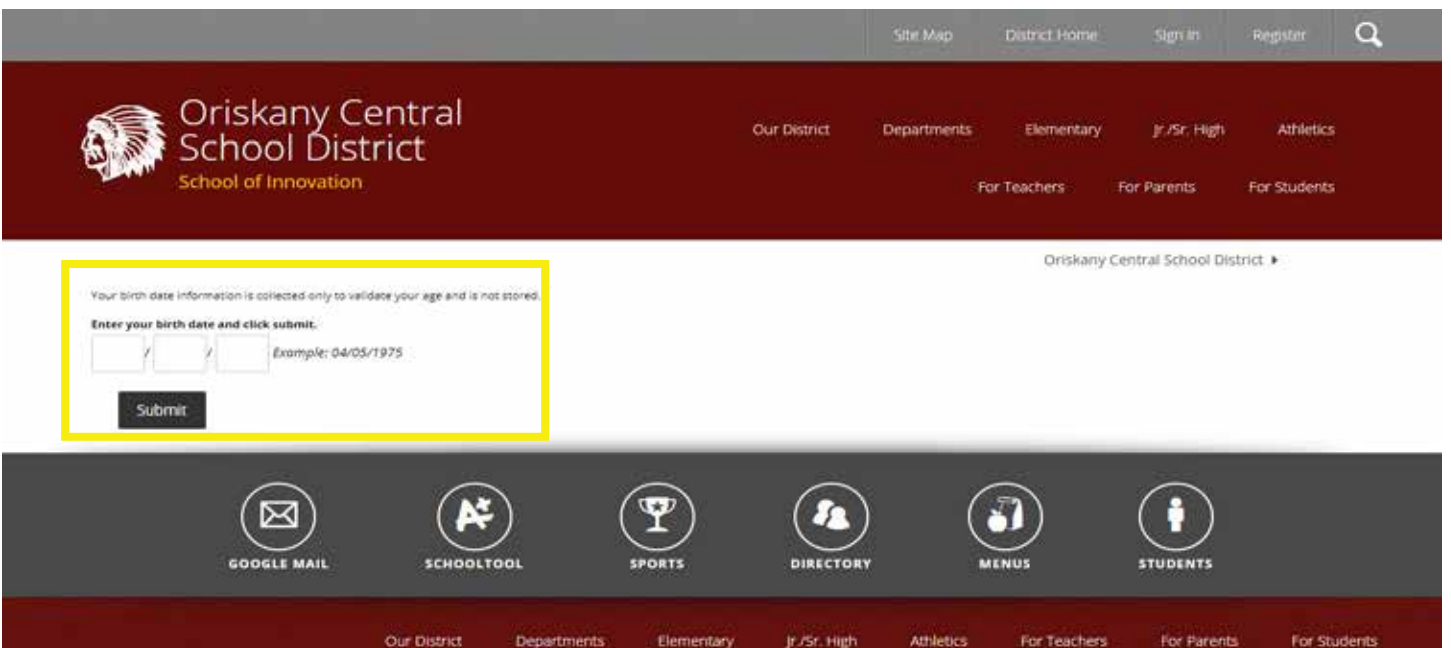


As part of our website's features, parents and the community are able to register for email updates. See instructions below for registering and signing up for email alerts.


Log on to www.oriskanycsd.org and click the "Register" button.



Enter your date of birth.



Enter your First Name, Last Name, E-mail Address, User Name and Password. All of these fields are required. You may also wish to include your Address and Phone Number.



Oriskany Central School District
School of Innovation

Our District Departments Elementary Jr./Sr. High Athletics

For Teachers For Parents For Students

Oriskany Central School District ▶

Enter your first and last name, email address, user name and password. If you want, you can fill in the other items. Entering your zip code will allow the site to calculate your distance from locations listed on the site.

* First Name:

* Last Name:

Title:

Address 1:

Address 2:

Once you have confirmed your password, click the box that says you have read and agree to the terms of use and click “Submit”.

Phone:

Fax:

* Email Address:

* User Name:

* Password:
The strongest passwords contain a mixture of upper and lower case letters, numbers and special characters.

* Confirm Password:

I HAVE READ AND AGREE TO THE WEB COMMUNITY MANAGER TERMS OF USE.

Submit

Enter your user name and password and click “Sign In”.

The screenshot shows the top navigation bar with links for Site Map, District Home, Sign In, and Register. The Oriskany Central School District logo is on the left. Below the logo are navigation links for Our District, Departments, Elementary, Jr./Sr. High, and Athletics. Further down are links for For Teachers, For Parents, and For Students. A search icon is in the top right. Below the navigation is a sign-in form with the heading "ENTER YOUR USER NAME AND PASSWORD TO SIGN IN." and a sub-heading "You can use this site without being registered or signing in, but registered users who sign in may have access to additional features and information. Please remember that your password is case-sensitive." The form has two input fields: "User Name:" and "Password:". Below the fields are "Sign In" and "Forgot My Password" buttons. At the bottom of the page is a dark bar with six circular icons representing different school activities.

Navigate to the homepage and click “My Account”. Under my account, click “Edit Account Settings”.



You can look at your account information and edit it on this page.

Oriskany Central School District


Hi, Rebecca Neary!

Update your personal information and account settings below. [Sign Out](#)

- Information
- Subscriptions
- PassKey Accounts
- Connected Services
- Change Password
- Delete Account

Information

If you want, you can update your personal information.

Avatar:  [Change Image](#)

* User Name:

* Email Address:

* First Name:

* Last Name:

To the left click “Subscriptions”. From here you can subscribe to area of the website that you are interested in. When those areas are changed, editors can email you to let you know content was updated.

Oriskany Central School District

Hi, Rebecca Neary!

Update your personal information and account settings below. [Sign Out](#)

- Information
- Subscriptions
- PassKey Accounts
- Connected Services
- Change Password
- Delete Account

Subscriptions

Manage the sites and areas that matter to you. When certain information is updated in these areas, it will show automatically in your dashboard. Editors can also email you with information about these areas.

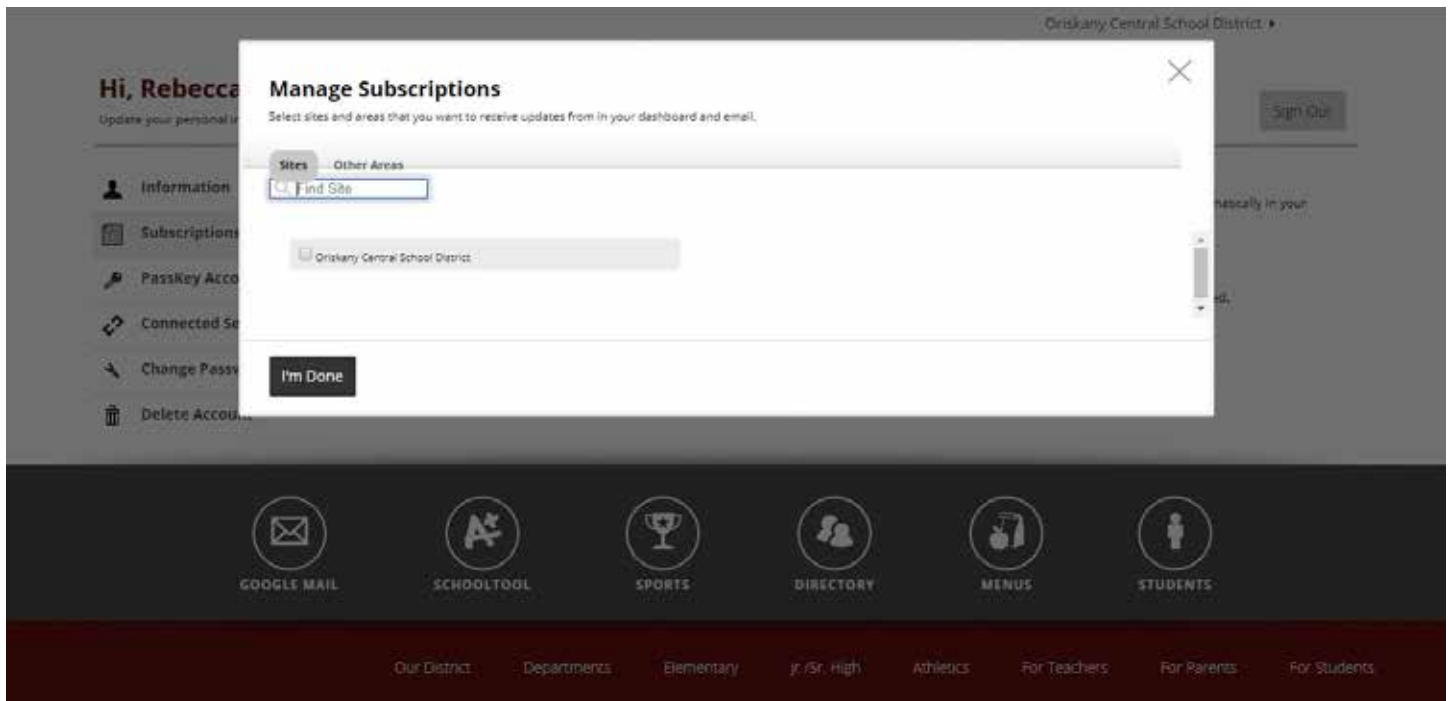
[Manage Subscriptions](#)

We noticed that you haven't subscribed to any areas of our website. Click [Manage Subscriptions](#) to get started.

-  GOOGLE MAIL
-  SCHOOLTOOL
-  SPORTS
-  DIRECTORY
-  MENUS
-  STUDENTS

Our District Departments Elementary Jr./Sr. High Athletics For Teachers For Parents For Students

When you click “Manage Subscriptions” you can select any of the homepages and calendars you’d like to subscribe to.



To select other areas on the website, click “Other Areas”. From here, you can choose channels, sections and pages that you wish to receive content updates from. When you are finished, click “I’m Done”.

